



Minnesota Department of Transportation State Aid for Local Transportation

Prepared for
City Engineers Association of Minnesota
Conference
January 27-29, 2010

Your Destination...Our Priority





2009 Federal Program





2009 Federal Program

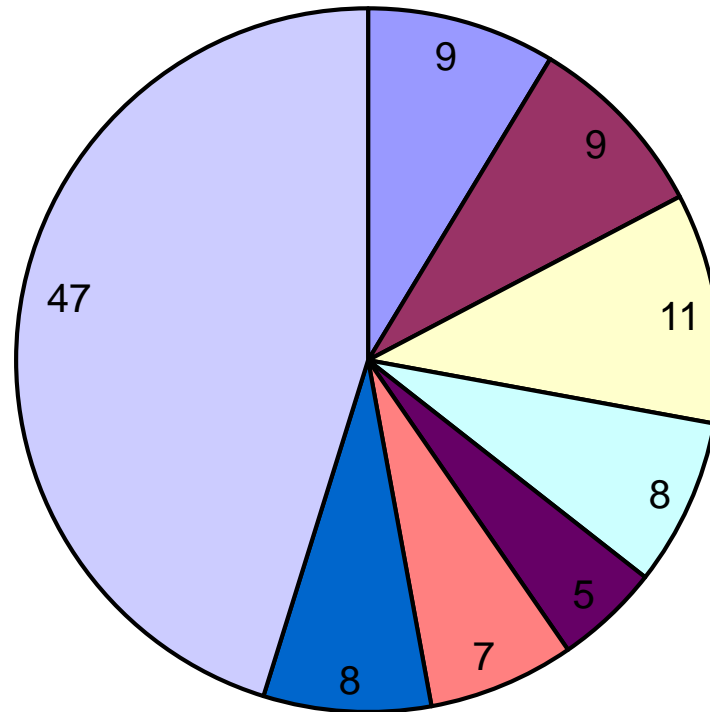
- 59 Outstate ARRA projects - \$102,730,000
- 125 Outstate Progr. projects -\$113,034,000
- 46 Metro ARRA projects - \$224,446,000





ARRA Projects

MN Local ARRA

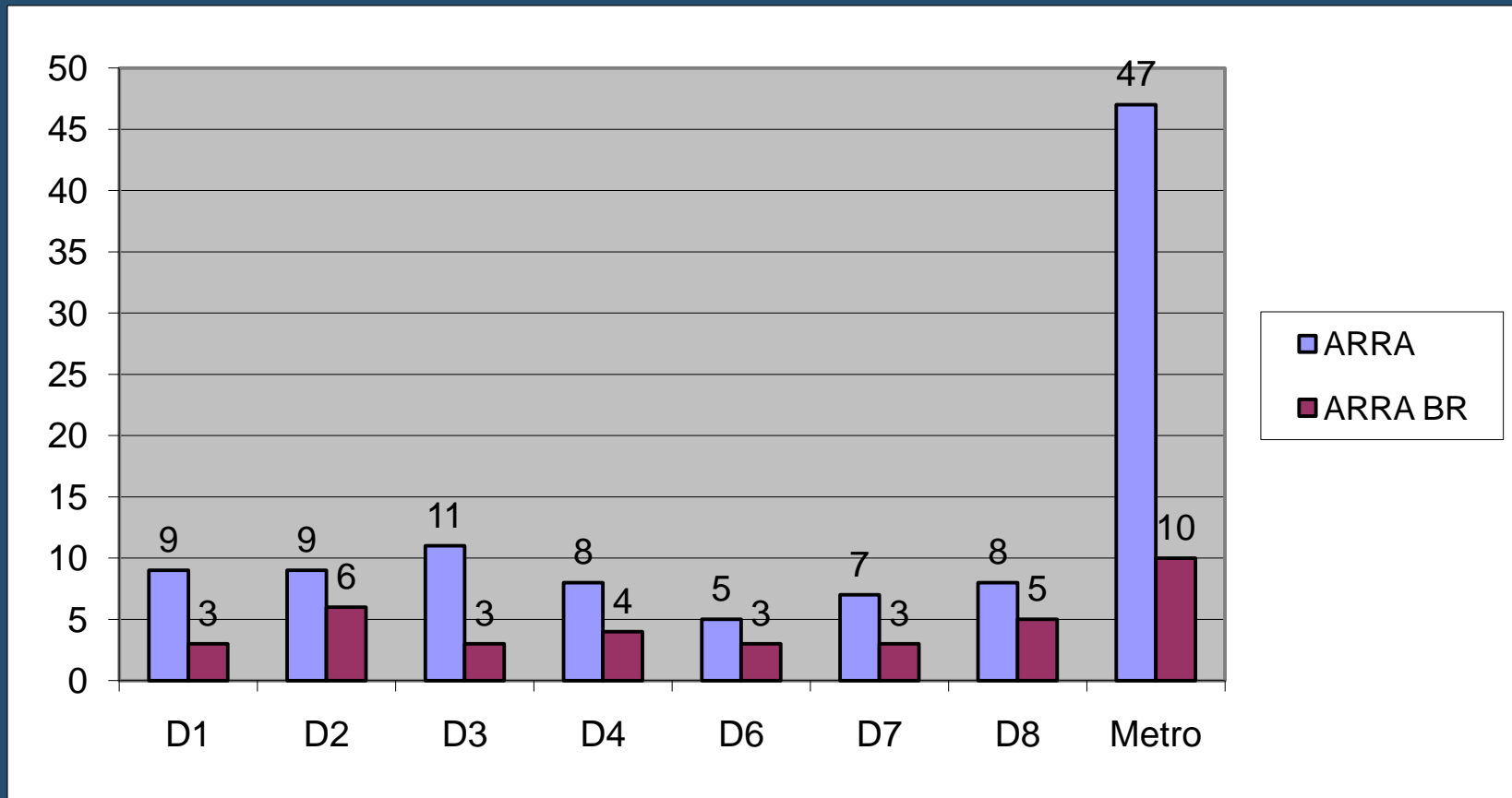


- D1
- D2
- D3
- D4
- D6
- D7
- D8
- Metro





How Many ARRA Projects involved Bridges?





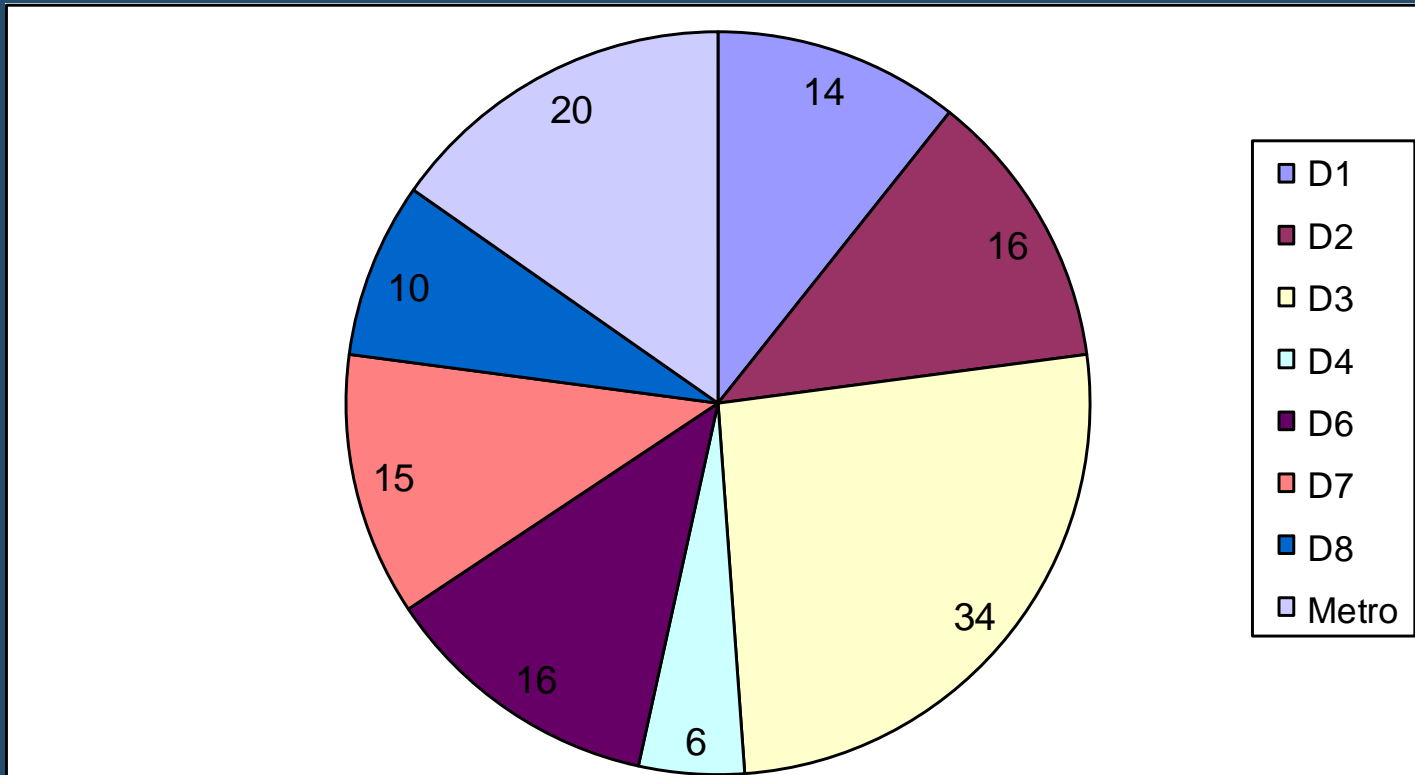
ARRA Project Summary

- **Low bids resulted in excess ARRA funds**
- **10 projects moved from Tier 2 to Tier 1**
- **Some questions on using State Wage Rates**





REGULAR 09 FEDERAL PROJECTS





Issues in 2009 Projects

- Use of DCP packet contents by LPA's
- Proprietary Items
- Mixing funding sources
 - FTA & FHWA
- Mn/DOT Specs vs Arch Specs for Contract Administration
- Whistle Blower Posters on ARRA sites
- Labor Agreements – only what is in DCP packet – no local programs allowed





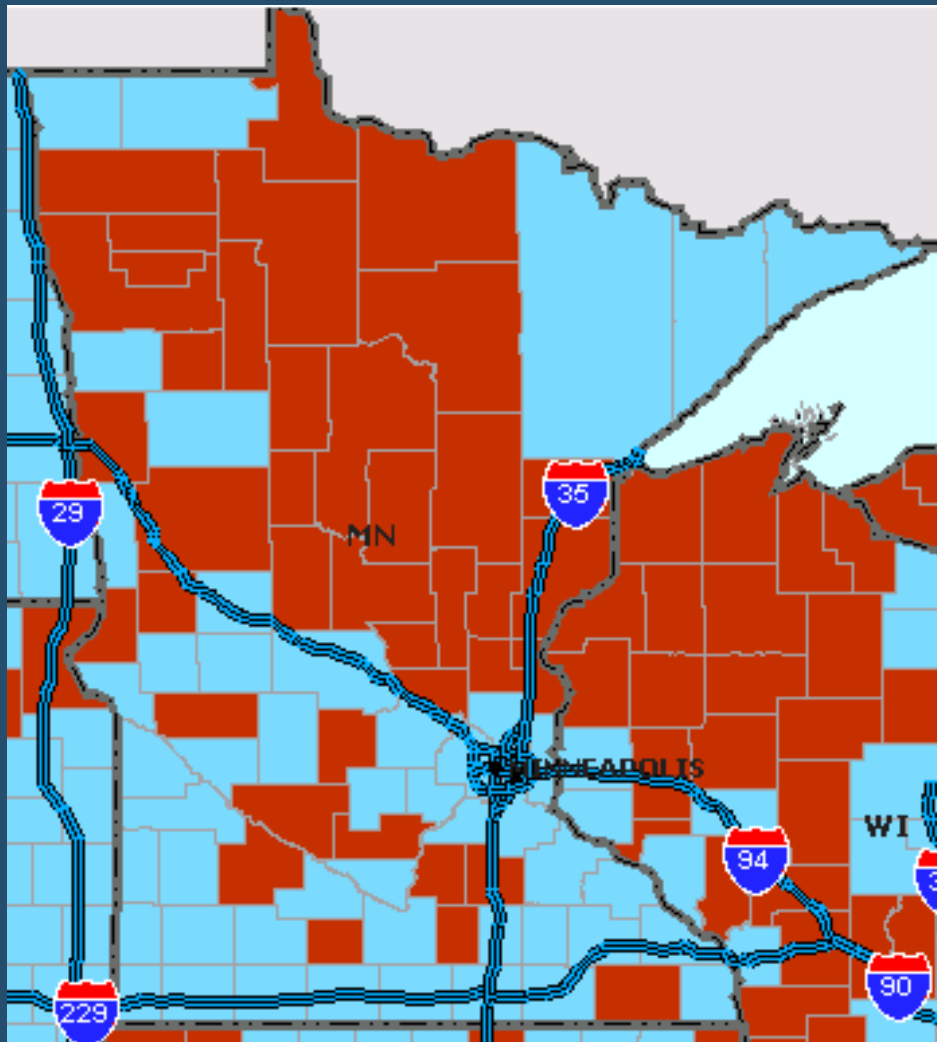
The 2010 Single Audit will include the following ARRA emphasis items

- Buy American requirements (relates for iron, steel, and manufactured goods)
- Reporting
 1. Contractors/subs need to report hiring for ARRA.
 2. Mn/DOT needs to track and report project status.
 3. Cities and counties need to make sure annual reports audited by CPA firms/State Auditor) include ARRA amounts in totals and also described separately as ARRA expenditures in Schedule of Federal Expenditures by CFDA number and on their Data Collection Form (SF-SAC), and amounts are supported by accounting records.
 4. Cities and counties need to have current Central Contractor Registration (CCR).
- Emphasis on non-use of debarred contractors.

The above comes from the ARRA legislation itself and also from the A-133 Compliance Supplement.)



Economically Distressed Counties as of 11-06-2009



Red=Economically Distressed





ARRA Funds

Arra Highway & Bridge Apportionment (millions)

Surface Transportation Program	\$150.7
Urban > 200k	\$73.2
200 K-5	\$61.8
< 5K	\$15.7
STP any area (Discretionary)	\$336.5
Enhancement	<u>\$15.1</u>
Total	\$502.3





Using the TPIC direction 30% to local after take downs, and $\frac{1}{2}$ of the local going to the Metro local. The funds for you to distribute outstate should be as follows:

Pop	%	STIM II \$
5K-200K	79%	\$55.3
<5K	21%	\$14.7

These estimates are based on the House level of funding. The Senate is looking at a much lower level.





This presentation will be available at:

www.ceam.org

Your Destination...Our Priority

